

FENDT

Precision. Dynamics. Efficiency.



**Crop Packaging Products
from Fendt**



At Fendt, nothing is left to chance. Every detail of every machine is carefully developed by our team of engineers from initial design to manufacturing. For our balers, we work closely with crop packaging specialists to develop the high quality netwrap and twine that our customers expect.



Three principles underpin our netwrap and twine design:

 Precision

The quality and condition of being exact and accurate. Our crop packaging products are custom designed for flawless operation. The end result is perfect bales with no lost crop or wasted packaging.

 Dynamics

The branch of mechanics concerned with the motion of objects. Baling is a high speed, high force operation. Our netwraps and twines are made to withstand even the toughest conditions and keep your crops in optimum condition.

 Efficiency

The ratio of useful work to the time and energy expended. Time and energy is precious when farming. Our products maximise operating periods and minimise downtime.

Fendt+ Netwrap

Choose Fendt+ Netwrap for great round bales every time.



Precision

Always covers the whole width of the bale with Edge to Edge™ technology preventing crop losses.

Unique Zebra® patterning distinguishes left from right to ensure trouble-free loading. The patterning also indicates unroll direction when the bale is used.

Dynamics

Strong and lightweight material can handle all potential stresses during baling, handling and storage.

Faultless feeding and cutting ensure reliable baler operation.

Efficiency

Warning stripe tells operators when it is time to change rolls.

Fast changeovers from Zebra® patterning and easy carry handles.

Available in three lengths including a 4,500m roll for long operation and more bales per roll.



For best baling results, it is recommended to follow this general guide.

The minimum recommended layers of net, on whole surface bale:

Silage - At least 2.5 full wraps on the bale surface

Hay - At least 3.5 full wraps on the bale surface

Straw - At least 4.5 full wraps on the bale surface

Roll Diameter	Number of wraps per bale		Roll Length		
			2800m	3800m	4500m
Bale Diameter 1.2 (m)	2.5 of wraps per bale	Approx number of bales per roll	271	368	435
Bale Diameter 1.2 (m)	3.5 of wraps per bale		193	262	311
Bale Diameter 1.8 (m)	2.5 of wraps per bale		181	246	290
Bale Diameter 1.8 (m)	3.5 of wraps per bale		129	175	207
Bale Diameter 1.8 (m)	4.0 of wraps per bale		113	154	181



Fendt + Netwrap range

Product name	Fendt +	Fendt +
Roll Length	3,800m	4,500m
Roll Width	123cm	123cm
Colour	Green - White	Green - White
Featured Technology	Premium+	Premium+
Pallet Dimensions	112 x125cm	112 x125cm
Rolls per pallet	28	28
Pallet Height	196cm	209cm

Best Practice

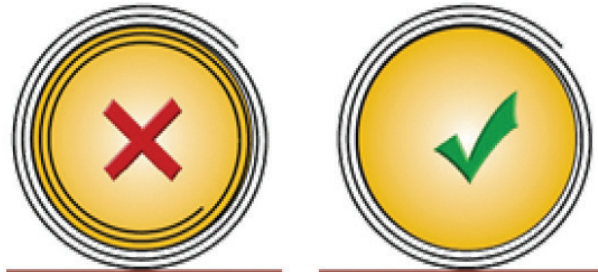
Be sure to check that the net is ALL on the bale surface, and not inside.

Make sure the baler is stopped moving BEFORE netwrap begins to feed.

For the netwrap to perform correctly – to feed uniformly, spread full width on the bale and be able to cut cleanly at the end of the wrapping cycle – it is critical the netwrap is under correct tension.


This can be checked easily during operation

- 1** Count 10 tri-angles on the net roll before loading the roll and note the measurement.
- 2** Count 10 tri-angles on the bale surface (do not loose the tail of the net) and note this measurement.
- 3** Measurement #2 should be $>5\%$ and $<10\%$ longer than measurement #1.

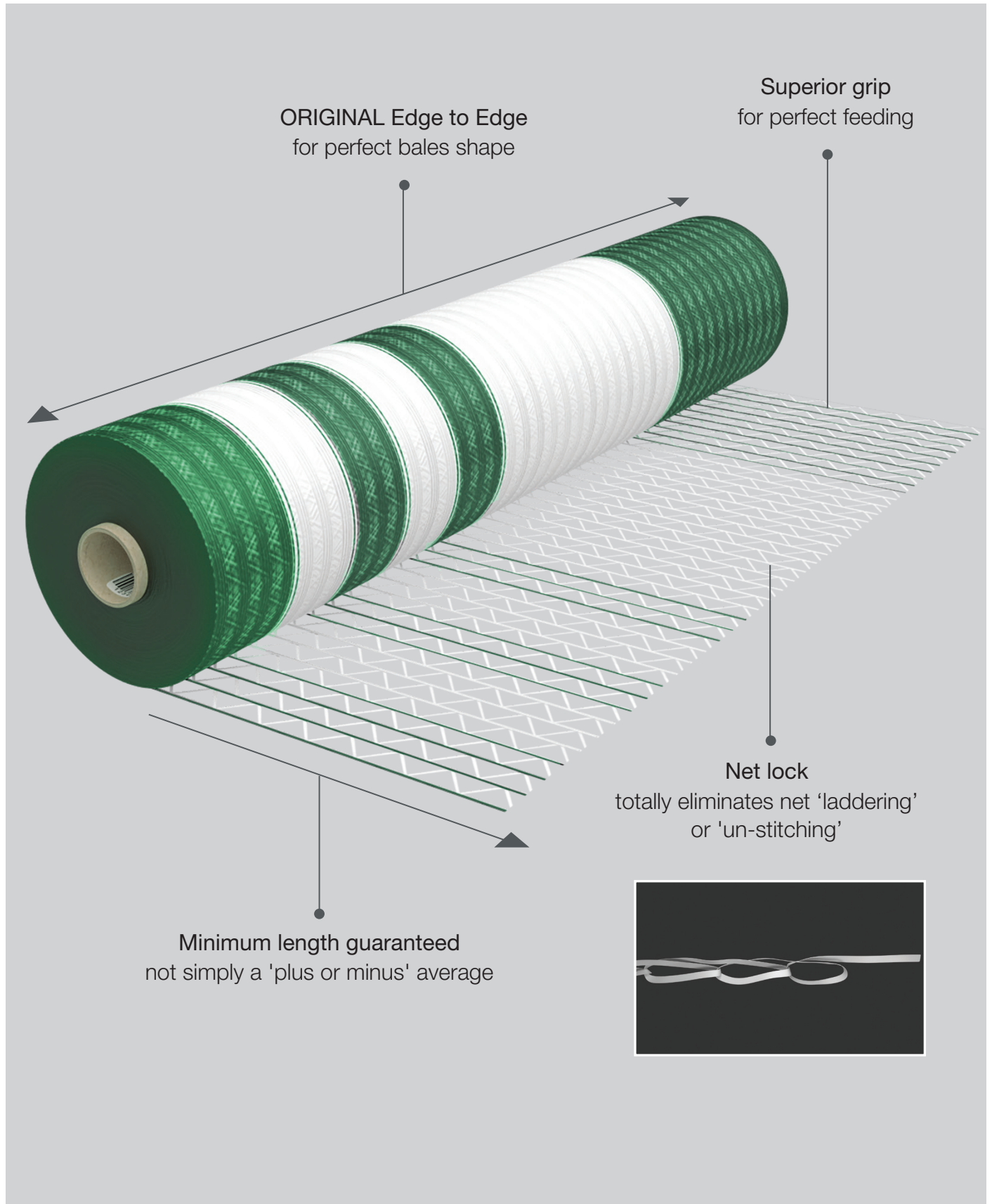


10 Δ before baling

10 Δ after baling



Fendt+ Netwrap Features & Benefits



Fendt Twine

Choose Fendt Twine for the best large square bales



Precision

Twine is designed to move through the baler and knotting mechanism with ease, no trouble and no unnecessary downtime.

Consistent knotting - always strong and without slippage.

Dynamics

Twine matches the requirements of Fendt high density and extra high density balers.

Designed to perform even in high temperature and low humidity which increase the stress on twine.

Efficiency

Advanced engineering means we can provide stronger, longer twine so you get more bales before changeovers.

Strong twine for high density bales means no breakages and no problems.



Fendt Big Bale Twine Range

Product Name	Fendt LSB Max	Fendt LSB Long	Fendt LSB Power	Fendt HD Extra	Fendt HD Prime	Fendt HD Ultra
Pack Length	3,200m	3,000m	2,800m	2,600m	2,200m	900m per spool
Packs per pallet	56	56	56	40	40	72 single spools
Pallet Dimensions	115 x 115 cm	115 x 115 cm	115 x 115 cm	115 x 115 cm	116 x 116 cm	120 x 90 cm
Pallet Height	± 2.32m	± 2.32m	± 2.32m	± 1.80m	± 1.80m	± 2.2m
Colour	White	Rust	White	White	White	White

International Baler Twine Segmentation

LSB Max 3200m/pack

Maximum spool length for the lowest density bales. Suitable for use in all balers.

LSB Long 3000m/pack

For standard density bales. Suitable for use with all crops in normal baling conditions.

LSB Power 2800m/pack

For all high-density bales. The best performing option for high density bales in normal baling conditions.

HD Extra 2600m/pack

Suitable for making very high density bales and for baling in the toughest conditions of high temperature and low humidity.

HD Prime 2200m/pack

Suitable for making 'extreme' density bales and for baling in the toughest conditions of high temperature and low humidity.

HD Ultra 900m/spool

Specially designed for the 1290UD Balers, to bale Ultra density bales.

Baler Model	Width	Height	No. of Knotters	Knottor Type
990	80	90	4	Double
1270	120	70	6	Double
1290	120	90	6	Double
1290 XD	120	90	6	Double
12130	120	130	6	Double
1290 UD	120	90	6	Double

Forage		Straw	
Standard	Extreme	Standard	Extreme
*	*	*	*

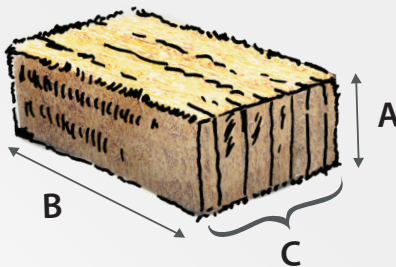
* Recommended twine is HD Ultra twine

Twine Knowledge

How much twine do you need?



Calculate how much twine you need per season:



A= Bale height
B= Bale width
C= Number of Knotters

$$(A + B) \times 2 = X \text{ (perimeter of the bale)}$$


$$X \times C \text{ (number of knotters)} = Y \text{ (total twine per bale)}$$

$$Y \times \text{bales per year to be made} = Z \text{ (total twine needed per season)}$$


TOTAL metres of twine per season _____ m

$$\begin{aligned} &\text{Total metres of twine per season} \\ &\quad \div \\ &\quad \text{Pack length} \\ &\quad = \\ &\text{TOTAL PACKS NEEDED PER SEASON} \end{aligned}$$


This is approximately how much twine is used per bale, for these three typical examples:



0.8m x 1.5m
4 string =
approximately 18.4m/bale



0.9m x 2.4m
6 string =
approximately 39.6m/bale



1.2m x 2.4m
6 string =
approximately 43.2m/bale


Calculate the number of bales you get per pack:

* Based on typical bale:

0.9m x 2.4m

6 string =

approximately 39.6m/bale

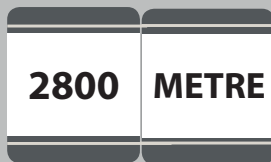


Fendt LSB Power 2800

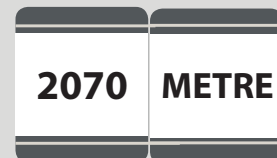


Traditional Type 130

VS



per 2-spool pack




per 2-spool pack

Pack
Metres

▼
Divide

▼
Total twine
per bale



=

71

Bales
per pack

Equals

=

52

Bales
per pack

* Represent the total length of twine on the bale

* Data refers to 6 knotter machines! Depending on the pressure and crop, the dimensions may vary slightly.

Stretchfilm



Wrap forage with confidence to keep the crop in optimum condition
Our priorities are reliability and efficiency, so you can expect the following from our stretchwraps:



Fewer stoppages

Consistently wraps and seals without problems



More bales

Economical with maximum bale per roll



Easy to use

No hassle loading
 Excellent operator safety



Strong, high-quality bales

Exceptional puncture and tear resistance
 Silage maintains quality for longer

AGCO Parts Stretchfilm

Width	Length	Thickness	Colour	Rolls per pallet
750 mm	1,500	25µ	Black / Green	40



© AGCO 2019.

AGCO Parts provides worldwide genuine support to all AGCO machinery brands.

Tama UAT Ltd

5 The Windmills, St Mary's Close, Alton, Hampshire GU34 1EF, UK
 Tel: +44 (0)1420 545 800 www.tama-uat.co.uk