



DEF Product Catalog



Why AGCO Parts DEF(Diesel Exhaust Fluid)?

Certified by the American Petroleum Institute (API), AGCO Parts DEF is guaranteed to be free of impurities and will not harm your vehicle's catalyst. Choosing AGCO Parts DEF brings you confidence and consistency. Diesel Exhaust Fluid (DEF) is a very pure, aqueous, solution of urea which meets the agricultural industry specification defined by ISO 22241. It is a clear liquid similar in appearance to water. AGCO Parts DEF is safe to handle and use; it is not explosive, flammable, toxic or subject to any hazardous product regulations. The product can be purchased in 2.5 gallon (9.46 L) jugs, 55 gallon (208 L) drums, 275 gallon (1041 L) or 330 gallon (1249 L) totes and can also be supplied in bulk by a road tanker.

Storage facilities can be tailored to suit customer needs allowing for the usual precautions to prevent spillage into nearby drains and watercourses. DEF has an official shelf life of 36 months if proper storage and handling conditions are observed. AGCO Parts can provide education on storage and handling of DEF as well as how to test and confirm DEF is within the required specifications.

AGCO Parts has formed a partnership with a leading distributor of DEF, to ensure a guaranteed supply through North America under the brand name AGCO Parts DEF. AGCO Parts DEF has been developed to ensure a supply of the high quality DEF needed in your Selective Catalytic Reduction (SCR) system.



How is AGCO Parts DEF Distributed?

AGCO Parts DEF is available in a variety of configurations including 2.5 gallon (9.46 L) jugs, 55 gallon (208 L) drums, 275 gallon (1041 L) and 330 gallon (1249 L) totes. In addition, AGCO Parts DEF is available for bulk order which allows you to refill drums and totes right at your dealership.

AGCO Parts DEF Product Options

Pre-Packaged DEF	Page 4
Pump Comparison	Page 5
Drum Dispense Systems, Stationary	Page 6
Drum Dispense Systems, Mobile	Page 7
Tote Dispense Systems, Stationary	Page 8
Tote Dispense Systems, Accessories	Pages 9-11
Tote Dispense Systems, Transfer	Page 12
Tote Dispense Systems, Enclosure	Page 13
Mini Bulk Systems, Commercial	Page 14
Offroad Trailer	Page 15



Pre-Packaged DEF

Pre-Packaged DEF Solutions

AGCO Parts DEF is available in a variety of pre-packaged containers and sizes to fit your dealership and customer needs. AGCO Parts DEF is API certified and meets the ISO 22241 giving you confidence that our DEF is protected from impurities and will not harm the SCR system. Whether you are looking for jugs, drums or totes, AGCO Parts is the right pre-packaged solution for you.



2.5 gallon / 9.46 Liter JUG

U.S. Part Number: DEF-2GALP

Canada Part Number: DEF-2GALPC

- Quantity: 72 jugs (each jug is packaged individually)



55 gallon / 208 Liter DRUM

U.S. Part Number: DEF-55DRUM

Canada Part Number: DEF55DRUMC

- DEF pump sold separately



275 gallon / 1041 Liter TOTE

U.S. Part Number: DEF275TOTE

Canada Part Number: DEF275TOTC

- DEF pump sold separately
- Closed system tote which can be refilled with AGCO Parts DEF



330 gallon / 1249 Liter TOTE

U.S. Part Number: DEF330TOTE

Canada Part Number: DEF330TOTC





- DEF pump sold separately
- Closed system tote which can be refilled with AGCO Parts DEF

Drum and Tote / Pumps

DEF Pumps Comparison

DEF Pumps are constructed of high quality, non-contaminating inert materials which will not compromise the strict purity requirement of the DEF. Only pumps designed for DEF use should be used. Strong delivery pressure makes it ideal for use in supplying DEF from storage tanks. These pumps have excellent suction capacity even when there are air bubbles in the liquid. Pumps are available individually or as a package.

1/2 HP Smart Start Centrifugal BEN101E	1/3 HP Manual Start Centrifugal BEN103E	Air Double Diaphragm BEN108E	Portable 12v Diaphragm BEN111E	Electric Tote Pump PU106E
				

Type of Pump	Centrifugal	Centrifugal	¾" Double Diaphragm	Diaphragm	Diaphragm
Horsepower	1/2 HP	1/3 HP	N/A	N/A	1/3 HP
Power Source	Dual Voltage 115v/230v 60Hz	115v/60Hz	Powered by shop air compressor	12 Volt DC	110v
Flow Rate	8 to 10 GPM 30.3 to 37.9 LPM	6 to 7 GPM 22.7 to 26.5 LPM	6.5 to 7.5 GPM 24.6 to 28.4 LPM	6.5 to 7.5 GPM 24.6 to 28.4 LPM	7 to 8 GPM 26.5 to 30.2 LPM
Max Operating Pressure	8 bar (116 psi)	3.5 bar (51 psi)	6 bar (87 psi)	2.5 bar (35 psi)	6 bar (87 psi)
Pump Housing Material	Stainless Steel	Industrial Grade Polypropylene	Industrial Grade Polypropylene	Industrial Grade Polypropylene	Industrial Grade Polypropylene
Pump Type			Powered by shop air compressor		
Self Priming*	yes	yes	yes	yes	yes
Automatic Shut-off	yes	no	no	no	no
Warranty	3 Year Limited	2 Year Limited	2 Year Limited	2 Year Limited	2 Year Limited

*Only need to prime when first connected to new container.

Dispense Systems / Drum

Stationary Drum System

Choose the right pump system for your needs. Each stationary drum kit includes all the parts shown except for the drum.

Systems to choose from:

- 1/2 HP Smart Start Centrifugal Pump
BEN112E-D
- 1/3 HP Manual Start Centrifugal Pump
BEN112E-A
- Air Double Diaphragm Pump
BEN112E-B
- Portable 12v Diaphragm Pump
BEN112E-C

Automatic Shut-off DEF Nozzle



- Stainless steel encased in rubber protects against shocks
- 19 GPM / 71.9 LPM flow capacity
- Weight - 5.73 lb / 2.6 kg

Flow Meter



- Easy-to-read, compact screen
- Precision +/- 1% within the flow range

Dispense Hose



- 3/4" Diameter
- Available in various lengths
- Tube - black, smooth, sulfur free EPDM rubber compound, antistatic, aging, heat and weather resistant

Suction Hose



- 3/4" Diameter
- 4 ft length
- Reinforcement - synthetic textile fabrics

RSV Dispense Coupler

- 3/4" Barb connects suction side of pump hose valve to container
- Heavy duty stainless steel construction for durability and long service life
- Flow rate 24 GPM / 90.8 LPM

Stainless Steel Pump Bracket

- Fits on top of drum and provides a stable base to hold your pump
- Built-in nozzle holder and hose hanger



(Drum not included)

Dispense Systems / Drum

Mobile Drum System

Choose the right pump system for your needs. Each mobile drum kit includes all the parts shown including the mobile cart. The drum is not included.

Pumps to choose from:



- 1/2 HP Smart Start Centrifugal Pump
BEN113E-D
- 1/3 HP Manual Start Centrifugal Pump
BEN113E-A
- Air Double Diaphragm Pump
BEN113E-B
- Portable 12v Diaphragm Pump
BEN113E-C

RSV Dispense Coupler

- 3/4" Barb connects suction side of pump hose valve to container
- Heavy duty stainless steel construction for durability and long service life
- Flow rate 24 GPM / 90.8 LPM

Flow Meter



- Easy-to-read, compact screen
- Precision +/- 1% within the flow range

Automatic Shut-off DEF Nozzle



- Stainless steel encased in rubber protects against shocks
- 19 GPM / 71.9 LPM flow capacity
- Weight - 5.73 lb / 2.6 kg

DEF Barrel Cart

- Heavy duty 3-wheel 55 gallon / 208 liter drum cart
- Universal pump mounting bracket

Suction Hose



- 3/4" Diameter
- 4 ft length
- Reinforcement - synthetic textile fabrics

Dispense Hose



- 3/4" Diameter
- Available in various lengths
- Tube - black, smooth, sulfur free EPDM rubber compound, antistatic, aging, heat and weather resistant



Dispense Systems / Tote

Stationary Tote System

Pumps to choose from:



- 1/2 HP Smart Start Centrifugal Pump
BEN101E-B
- 1/3 HP Manual Start Centrifugal Pump
BEN101E-D
- Air Double Diaphragm Pump
BEN101E-E
- Portable 12v Diaphragm
BEN101E-F

RSV Dispense Coupler

- 3/4" Barb connects suction side of pump hose valve to container
- Heavy duty stainless steel construction for durability and long service life
- Flow rate 24 GPM / 90.8 LPM

Automatic Shut-off DEF Nozzle



- Stainless steel encased in rubber protects against shocks
- 19 GPM / 71.9 LPM flow capacity
- Weight - 5.73 lb / 2.6 kg

Flow Meter



- Easy-to-read, compact screen
- Precision +/- 1% within the flow range

Dispense Hose




- 3/4" Diameter
- Available in various lengths
- Tube - black, smooth, sulfur free EPDM rubber compound, antistatic, aging, heat and weather resistant

Suction Hose



- 1-3/4" Diameter
- 4 ft length
- Reinforcement - synthetic textile fabrics



Stainless Steel Pump & Nozzle Mount

- Built-in nozzle holder and hose hanger

(Tote not included)

Dispense Systems / Accessories

Accessories

Couplers



Micro Matic EPV Dispense Coupler - **MM212P**

- Includes an Economic Plastic Valve (EPV)
- For single-use applications, dispensing only
- Designed for one time container use
- Spring actuated, self-closing upon disconnect
- Dry disconnect - Less than 2 milliliters



Micro Matic EPV Dispense Coupler - **MM201P**

- Includes a Reusable Stainless Valve (RSV)
- Dispensing and filling
- Can be integrated with drums, totes and custom/specialty packages
- For multi-use applications
- Spring actuated, self-closing upon disconnect
- Dry disconnect - Less than 2 milliliters



Micro Matic RSV Fill Coupler - **MM202P**

- For filling only
- Can be integrated with drums and totes
- Dry disconnect - Less than 2 milliliters

Flow Meters



Flow Meter - **BEN201P**

- Easy-to-read, compact screen
- Precision +/- 1% within the flow range
- Easy to install, in line or directly on nozzle
- Strong casing and a sealed plug-in electronic card allow climate wear resistance



K24 Turbine Pulse Meter - **PU207P**

- Flow Rate: up to 30 GPM / 113.6 LPM
- Accuracy +/- 1%
- Pulse out 23 ppg (max distance 49 ft / 13.7 m)
- Compatible with most fluid management systems

Nozzles



Automatic Shut-Off DEF Nozzle - **BEN208P**

- Stainless steel encased in rubber protects against shocks
- 19 GPM / 71.9 LPM flow capacity
- Weight - 5.73 lb / 2.6 kg



Magnetic Auto Nozzle with Collar - **BEN203P**

- Stainless steel encased in rubber protects against shocks
- 19 GPM / 71.9 LPM capacity
- Weight - 5.73 lb / 2.6 kg

Hose Reel



Hose Reel available in 25 ft or 50 ft DEF Dispense Hose

25 ft DEF Hose - **BEN102E25** or 50 ft DEF Hose - **BEN102E50**

- Designed and built to deliver on both durability and superiority
- External fluid path with stainless steel with Viton® seals for superior chemical resistance, NPT swivel that screws directly on 1" solid steel axle
- Able to handle 3/8 - 1" & 25 ft - 50 ft DEF hose
- Versatile guide arm adjusts to wall, floor, ceiling, vehicle mounting position

Dispense Systems / Accessories

Accessories



Hose - Available in 10, 20, 30 and 40 ft hoses

10 ft / 3.05 m Hose - BEN209P10

20 ft / 6.1 m Hose - BEN209P20

30 ft / 9.14 m Hose - BEN209P30

40 ft / 12.2 m Hose - BEN209P40

- Tube - Black, smooth, sulfur free EPDM rubber compound with peroxide curing, antistatic
- Cover - Black, smooth EPDM rubber compound
- Reinforcement - synthetic textile fabrics



Piston Pump - PU111E

- Hand pump easy to install and remove from drum
- Large base seal limits contaminants around the threads
- Low cost solutions for low volume needs
- Includes bung adaptor hose and stainless nozzle
- Flow rate 2 - 7 GPM / 7.8 - 26.5 LPM
- For drum use only



Insulated Heat Blanket for Totes

Wrap 330 gallon Tote (217-1/2" L X 55-3/4" H) - PB101E

Wrap 275 gallon Tote (217-1/2" L X 49-1/2" H) - PB101E-A

- Keep your DEF protected from extreme weather
- Top (69-1/4" L X 40-1/2" W)
- Preset digital thermostatic controller located inside
- Pump housing with access flap
- Two extended pump rack brackets
- Rated to -40°F (-40°C) • 120V AC • 12 AMP
- Single Phase 60Hz

Dispense Systems / Accessories

Accessories



Blue Tote Caps - **MM213P**

- For use with RSV/RPV valves



Wire Seals (Limited Qty 50) - **MM204P**

- Tamper evident wire seal for 6" tote center caps



Refractometer - **MIS101E**

- Ideal method for testing to ensure it is at the correct concentration
- Precise to +/- .1% urea concentration



RPV Container Valve Assembly

Drum: **MM209PB** • 275 gallon Tote **MM209PD** • 330 gallon Tote **MM209PC**

- 2-1/5" x 5 Buttress Thread, EPDM Seals



Tamper Evident Crimp-On Ring Install Tool - **MM215P**

- Used to crimp/secure Tamper Evident Crimp-On Ring over 2" NPS/MTPT and 2-1/5" x 5 Buttress Bung Caps to container bung



RSV Container Valve - **MM203P**

- 2-1/5" x 5 Buttress Thread, EPDM Seals



RPV Container Valve - **MM203PB**

- 2-1/5" x 5 Buttress Thread, EPDM Seals
- For use with RSV Coupler MM201P



RSV/RPV Down Tube • 275 gallon Tote **MM207PB** • 330 gallon Tote **MM208PB**

- Connects to RPV/RSV Container Valve to create the RPV Container Valve Assembly



RSV/RPV Tamper Evident Shipping Cap - **MM214P**

- 4 Key, Red
- Protects RPV Container Valve through transportation



RSV/RPV Dust Cover - **MM211P**

- Protects RSV & RPV Container Valve from debris when coupler is disconnected



Tamper Evident Crimp-On Ring - **MM215PA**

- For 2" NPS/NPT & 2-1/5" x 5 Buttress Bung Caps



Torque Wrench - **MMTorque01**

- Connects to RSV & RPV Container Valve Installation/Removal Tool



RSV/RPV Container Valve Install/Removal Tool - **MM206P**

- Attaches to standard torque wrench with 1/2" drive
- Used to install the 4 Key RSV & RPV Container Valve Assembly into a container

Dispense Systems / Accessories

Transfer Systems - KB101E



Drum & Tote Portable Fill Systems

- Weights and measures approved
- Stainless steel 110v centrifugal pump and motor with seals
- Total Control Systems stainless steel TCS-682 piston meter with resettable register and mechanical ticket printer for resale applications
- Air eliminator
- 1-1/2" x 10' suction hose with 2" Kamvalok
- 1" x 20' discharge hose
- Hose hangers and Kamvaloks
- Stainless steel valves and fill coupler
- 20' electrical cord with pump power on/off switch
- Mounted on a hand cart with pneumatic tires
- System produces 25-28 GPM / 94.6-106 LPM filling drums or totes

Dispense Systems / Tote

Tote Enclosure System - BEN115E



The fiberglass based unit ensures years of trouble free use. These DEF Fleet Tote enclosures are a smart solution, designed and built to suit your DEF dispensing needs. The simple “Plug and Use” design allows you to set at your pre-determined site, hook up electricity and DEF, then start pumping.

Key Features

- 1/2 HP DEF Centrifugal Pump
- Integrated Nozzle Boot Switch
- Fiberglass Island Mounted Enclosure
- UL, ULC Enclosed Electrical Panel
- 25' Hose Reel with DEF Hose
- Automatic Stainless Nozzle with Breakaway Swivel
- All Necessary Hose Hardware
- Dimensions: 84" W x 84" H x 47" D

Options

Cold weather package includes the following:

- Insulated Nozzle Door
- Thermostatically Controlled Heater
- Insulated Enclosure

DEF Flow Meter

- Face Mounted Display Meter
- In-Line Pulse Meter

Mini Bulk Storage Systems

Commercial DEF Bulk Storage Systems

Economy Vertical 900 - 2700 gallon / 3407 - 10,221 Liter

Warm Weather DEF Bulk System - **MOC101E**

- 900 gallon / 3407 Liter: 46"W x 132"L (2700 gallon / 10,221 Liter expansion tanks are same dimension)



Key Features

- Flat bottom w/dome top
- ASTM and ISO compliant for DEF
- 2" Kamvalok type stainless steel inlet
- 36" x 30" aluminum cabinet with braced floor
- Digital meter
- Poly filter housing with 1 micron filter
- 25' x 3/4" spring rewind hose reel
- 34" stainless steel nozzle with automatic shut off
- Aluminum holder with drip tray and 1/2" drain

Options

- Expandable to 2700 gallons / 10,221 Liters
- Perfect for locations with growing DEF demands
- Safe and practical
- Turn-key installation services available
- Narrow footprint to allow for integration with existing islands
- Reduced costs

Economy Horizontal 1000 - 1800 gallon / 3785 - 6814 Liter DEF Bulk System - **MOC102E**

1000 gallon / 3785 Liter: 56" x 105" - **MOC102E** • 1800 gallon / 6814 Liter: 62" x 149" - **MOC102E-A**



Key Features

- 1.6 -1.7 SPG
- Quick connect Kam fitting
- Pump Option - 1/2 HP Smart Start or Auto Off
- 20' Discharge Hose
- Stainless Steel Auto Off nozzle

Standard Island 1000 gallon / 3785 Liter All Weather Bulk DEF System

1000 gallon / 3785 Liter: 44"W x 10"L x 101"H - **KB102E**



Key Features

- Industrial grade steel cabinet enclosure for wall mount
- Powder coated finish
- Insulated
- Redundant heat system
- Access door
- Tuthill Sotera 825 electronic meter with liquid crystal re-settable display
- Polypropylene trigger nozzle
- Hose Holder
- Switch
- Meets ISO 22241- 3 & 4 Standards for the storage & dispensing of DEF

Offroad Systems

Offroad Trailer - LD101E



Fuel Trailer with DEF Tank

750 and 900 gallon (2839 and 3407 Liter) trailer sizes

Trailers are loaded with features to ensure for safety, security and durability.

Key Features

- Lockable two-door storage space that houses the pumping system
- Rock guard protects the front toolbox and fenders
- 12V electric pump rated at 25 GPM / 94.6 LPM
- Includes a 35' auto-retracting hose reel with 1" hose, an auto trip nozzle, 12' power cables and a 25 micron fuel filter
- 10 gauge, double seam welded tank
- Up to 5 fuel surge tank baffles
- Internal cross bracing supports
- Custom made 6" C-class channel chassis
- Electric brakes on both axles
- 16" 10-ply tires, powder-coated wheels
- Adjustable 5 position 2-5/16 ball hitch
- 5000 lb. jack and tow chains
- Easy access wiring junction box
- 7-way round connector plug
- Wiring routed through conduit to prevent power loss to brakes or lights
- Breakaway safety system recharges off trailer connection
- Low profile tank design for lower center of gravity
- LED side and rear lighting
- DOT placards and conspicuity tape
- Breakaway system locks up the brakes if the trailer becomes disconnected

End to End DEF Solutions

Challenger

FENDT



VALTRA®

HESSTON

GLEANER

RoGator®

TerraGator®

AGCO Corporation SCR Technology — the first farmer-friendly approach towards meeting regulatory emission standards without trade-offs in power, productivity and operating costs.

DEF is required to operate AGCO Power engines with Clean Air Technology (SCR).

Visit www.agcocorp.com
for further technical information regarding DEF and the SCR technology.